



Synergy ChoiceTM

Fixed Index Annuity

INDEX STRATEGIES & CREDITING OPTIONS

Synergy ChoiceTM Max
Synergy ChoiceTM Bonus
Single Premium Deferred Fixed Index Annuities

Issued by: Aspida Life Insurance Company

30023-0923

Are you retirement ready?



Synergy Choice™ Max and Bonus from Aspida Life Insurance Company can be a valuable part of your retirement portfolio for a number of reasons. In exchange for the money you place in your annuity, we guarantee several benefits – including a steady stream of retirement income.



Protection of Your Premium

Both your initial payment and each year's credited interest are always protected against loss.



Optimized Growth

Accumulate savings for retirement by earning interest, if any, based on the fixed or indexed strategies you choose.



Tax-Deferral¹

You don't pay taxes on the interest as it's earned, only when you withdraw it.



Lifetime Income Benefits

An FIA can provide guaranteed income for as long as you live.

Two ways to help grow your money.

You can earn fixed interest – or choose to base potential indexed interest on changes in several external market indexes.

Fixed Interest Strategy Allocation

Synergy Choice Max and Bonus let you earn interest at a fixed rate if you wish. Aspida credits fixed interest daily, based on the rate we establish at the beginning of each contract year.

Indexed Interest Strategy Allocations

You can also choose to earn potential interest based on your choice of several external market indexes. You can choose to allocate your premium among one – or more – index crediting strategies.

Indexed Interest Strategies

You have an opportunity to track the returns of indices that are provided and administered by these leaders in the index industry, making your return linked to the performance of these indices. From there, the interest earned is credited based on your selected index's performance. If the value of the index goes up during a defined period, so does the interest you earn.

To help choose what's right for you, here are the pieces that make up each strategy.

Index Options: This helps determine how your money could grow.

The index options give you a blend of choices that complement each other and can help you choose what works for you.



Citi Aria Index²

The index is a 100% equity index with dynamic monthly allocations to the best performing of two Citi indices, which use ESG (environmental, social and governance) scores to make their own allocations: one of these provides notional exposure to US large capitalization equities, and the other provides notional exposure to US technology equities. The index incorporates a 20% volatility target mechanism, and a performance control mechanism which limits both the gains and losses of the strategy's monthly returns. The index also uses a dollar-cost averaging system in order to attempt to reduce market-timing risk.

Learn more at: www.investmentstrategies.citi.com/indice/CITIARIA/15/2



Goldman Sachs Grand Prix Index³

The Index deploys signals from well-studied market anomalies to drive dynamic rebalancing between US technology equity futures and US Treasury futures. The Index then applies a patent pending volatility control mechanism, truVol[®], based on intraday returns.⁴

Learn more at: www.goldmansachsindices.com/products/GSGRNDPX

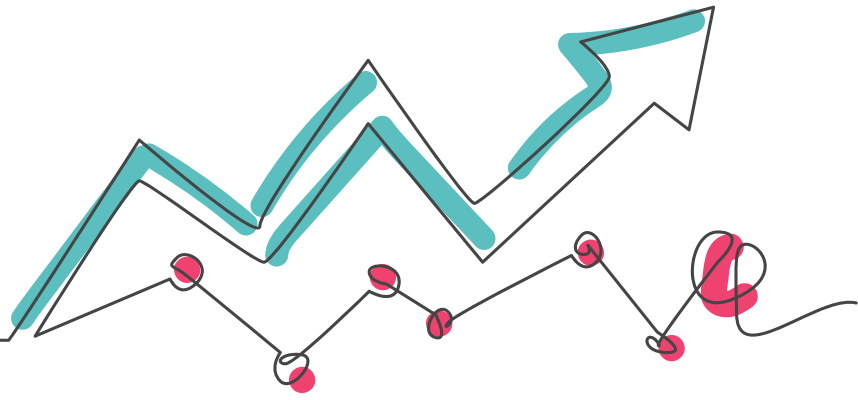


S&P 500[®] Index

Widely regarded as the best single gauge of large-cap U.S. equities, this index captures approximately 80% of available market capitalization.

²The Citi Aria Index (CITIARIA) provides a notional exposure to the Citi ESG Momentum VT ER Index (CITIAIV), which in turn provides a notional exposure (with volatility targeting) to the Citi ESG Momentum Core ER Index (CITIAIC), which allocates monthly between either the Citi US Tech ESG Series 1 Gross Total Return Index (CESGUSG) (the "Tech Index") or a basket made up of the Citi US Large Cap ESG Series 1 Gross Total Return Index (CESGUSLG) (the "Large Cap Index") and the iShares ESG Aware MSCI EAFE exchange-traded fund. Both the Tech Index and the Large Cap Index use ESG scores provided by an external data analyst, which is not responsible for any Citi index. Citi is not involved in the determination of the ESG scores. iShares ETFs are provided by BlackRock, which is not responsible for any Citi index. Notional costs are deducted from index performance. Full details and risks are set out in the relevant index conditions.

³The Index is calculated on an excess return basis and net of servicing and rebalancing costs. A deduction rate of 0.50% per annum (accruing daily) is further applied to the Index. For more information about the Index, see www.goldmansachsindices.com/products/GSGRNDPX. The Index methodology is available upon request. ⁴Salt Financial Indices LLC determined and designed the methodology for truVol[®] Risk Control Engine. Goldman Sachs was not involved in designing or determining the methodology for truVol[®].



Crediting Options: This refers to the way we calculate interest credits.

Point-To-Point Cap Rate Strategy

This strategy provides growth by participating in 100% of the index's growth, if any, up to a specific point, called a 'cap'. Your interest is credited and locked in for the term you choose.

Point-To-Point Participation Rate Strategy

This strategy provides growth by participating in a portion of the index's growth, if any, every year. Your interest is credited and locked in for the term you choose.

Term: How long do you want the crediting option to last?

Interest crediting options are available in 1- or 2-year terms. You can divide your money among more than one crediting option. Available options vary by product.

Available Interest Crediting Options	Term
Participation Rate (No Cap)	
S&P 500® Index Point-to-Point Participation Rate Strategy	1- or 2-Years
Goldman Sachs Grand Prix Index Point-to-Point Participation Rate Strategy	1- or 2-Years
Citi Aria Index Point-to-Point Participation Rate Strategy	1- or 2-Years
Cap Rate	
S&P 500® Index Point-to-Point Cap Rate Strategy	1- or 2-Years
Fixed Account Rate Strategy	1-Year

Keep in mind, the rates associated with these crediting options are declared at issue and are guaranteed for the length of the crediting period. At the end of the crediting period, they may change for the subsequent crediting period (for example caps may be raised or lowered).

Index Crediting Strategy: 1-Year Point-to-Point with Cap Rate

The point-to-point with cap strategy is a one-year term index strategy that lets your money grow based on the performance of the index.

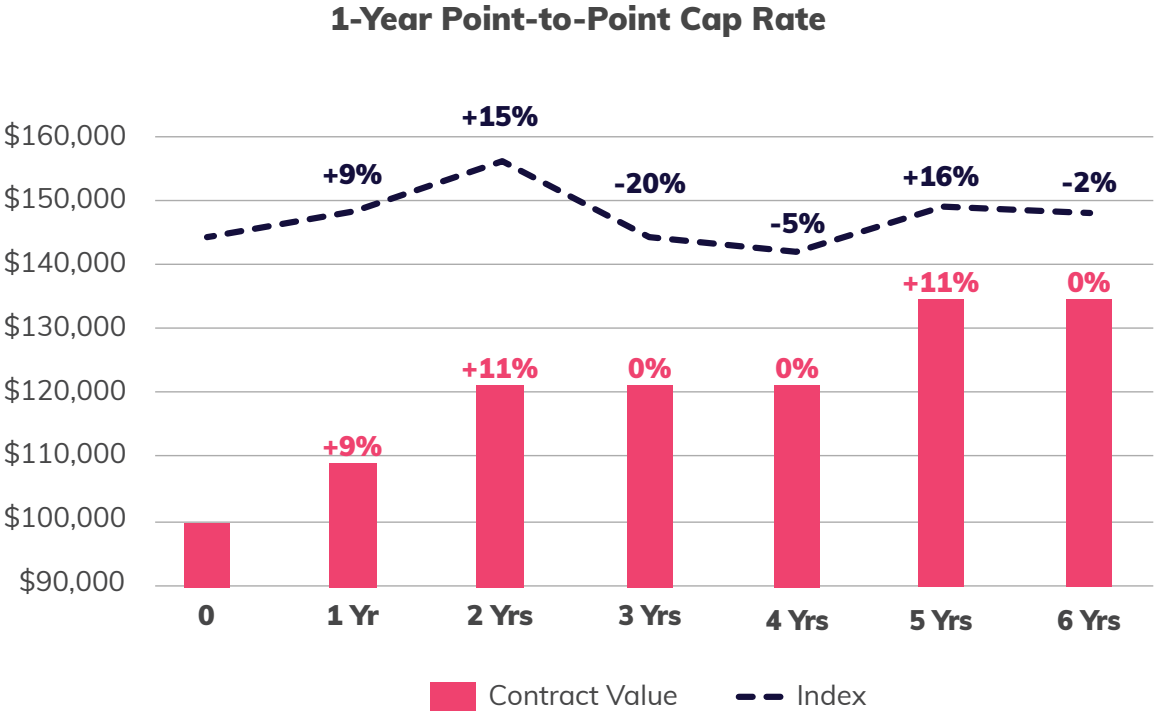
Index growth, if any, is calculated as the change in the index value from the beginning of the crediting period to the end of the crediting period.

Clients earn annual interest equal to 100% of the positive index growth subject to a cap. Caps are set at the beginning of a crediting period and are guaranteed for one year.

Hypothetical Example

Allocation Amount: **\$100,000** Crediting Period: **One Year** Hypothetical Cap Rate: **11.00%**

Annual changes in index and cap rates will vary, and your product's interest rate credit may not be the same as shown here. This example is for illustrative purposes only and shows how crediting by various strategies changes over a specific timeline of six years, although contract duration may vary.



What does this mean?

Your account value will grow at a rate equal to the growth of the index up to the cap rate of 11%. This strategy has a 0% floor, therefore the rate applied will never be less than 0%, protecting your premium.

Total Gain After Six Years: \$34,299

Index Crediting Strategy: 2-Year Point-to-Point with Cap Rate

The point-to-point with cap strategy is a two-year term index strategy that lets your money grow based on the performance of the index.

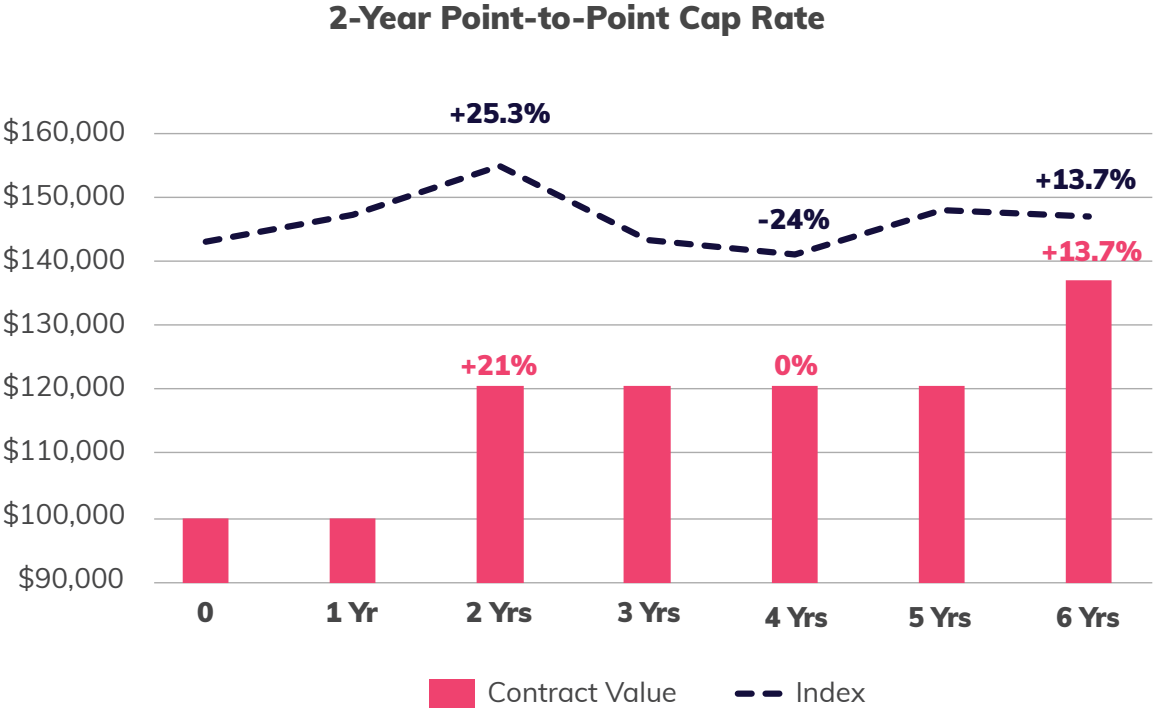
Index growth, if any, is calculated as the change in the Index value from the beginning of the crediting period to the end of the crediting period.

Clients earn interest every two years equal to 100% of the positive index growth subject to a cap. Caps are set at the beginning of a crediting period and are guaranteed for two years.

Hypothetical Example

Allocation Amount: **\$100,000** Crediting Period: **Two Years** Hypothetical Cap Rate: **21.00%**

Annual changes in index and cap rates will vary, and your product's interest rate credit may not be the same as shown here. This example is for illustrative purposes only and shows how crediting by various strategies changes over a specific timeline of six years, although contract duration may vary.



What does this mean?

Your account value will grow at a rate equal to the growth of the index up to the cap rate of 21%. This strategy has a 0% floor, therefore the rate applied will never be less than 0%, protecting your premium.

Total Gain After Six Years: \$37,553

Index Crediting Strategy: 1-Year Point-to-Point with Participation Rate

The point-to-point with participation rate strategy is a one-year term index strategy that lets clients grow their money based on the performance of the index over 12 months.

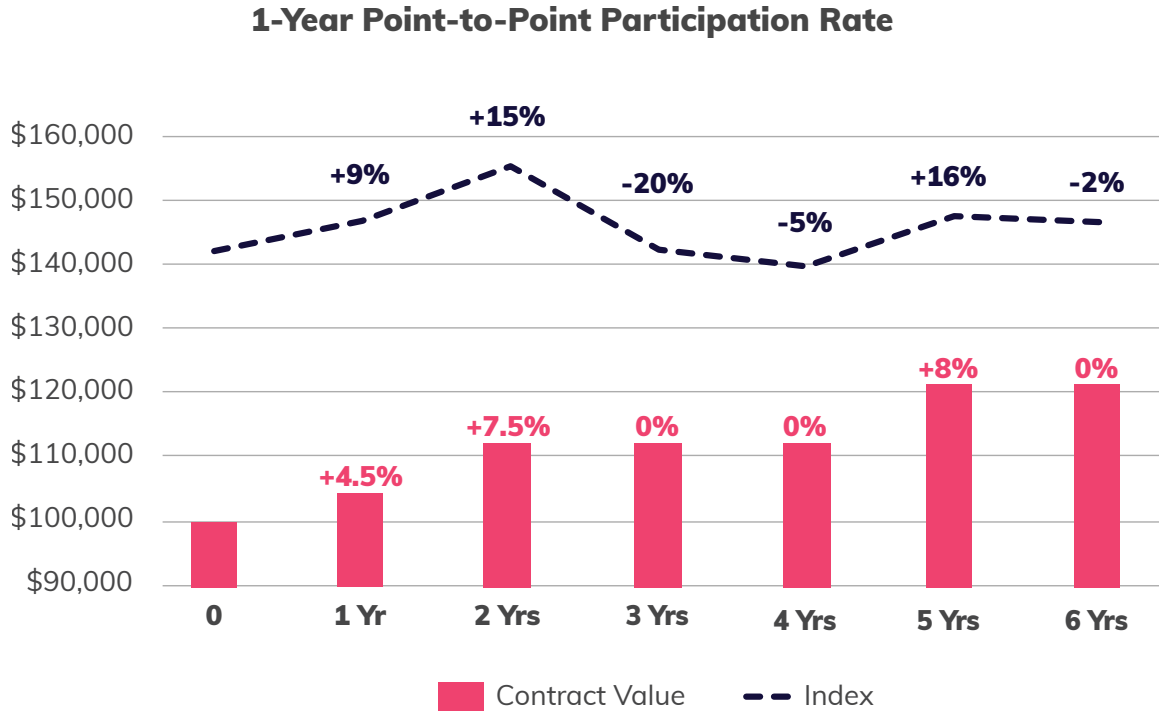
Index growth, if any, is calculated as the change in the index value from the beginning of the crediting period to the end of the crediting period.

Clients earn annual interest equal to the positive index growth times the participation rate. Participation rates for this strategy are declared at the beginning of a crediting period and are guaranteed for that entire year.

Hypothetical Example

Allocation Amount: **\$100,000** Crediting Period: **One Year** Hypothetical Participation Rate: **50%**

Annual changes in index and participation rates will vary, and your product's interest rate credit may not be the same as shown here. This example is for illustrative purposes only and shows how crediting by various strategies changes over a specific timeline of six years, although contract duration may vary.



What does this mean?

Your account value will grow at a rate equal to the growth of the index times the participation rate of 50%.

This strategy has a 0% floor, therefore the rate applied will never be less than 0%, protecting your premium.

Total Gain After Six Years: \$21,325

Index Crediting Strategy: 2-Year Point-to-Point with Participation Rate

The 2-year point-to-point with participation rate strategy is a one-year term index strategy that lets clients grow their money based on the performance of the index over 24 months.

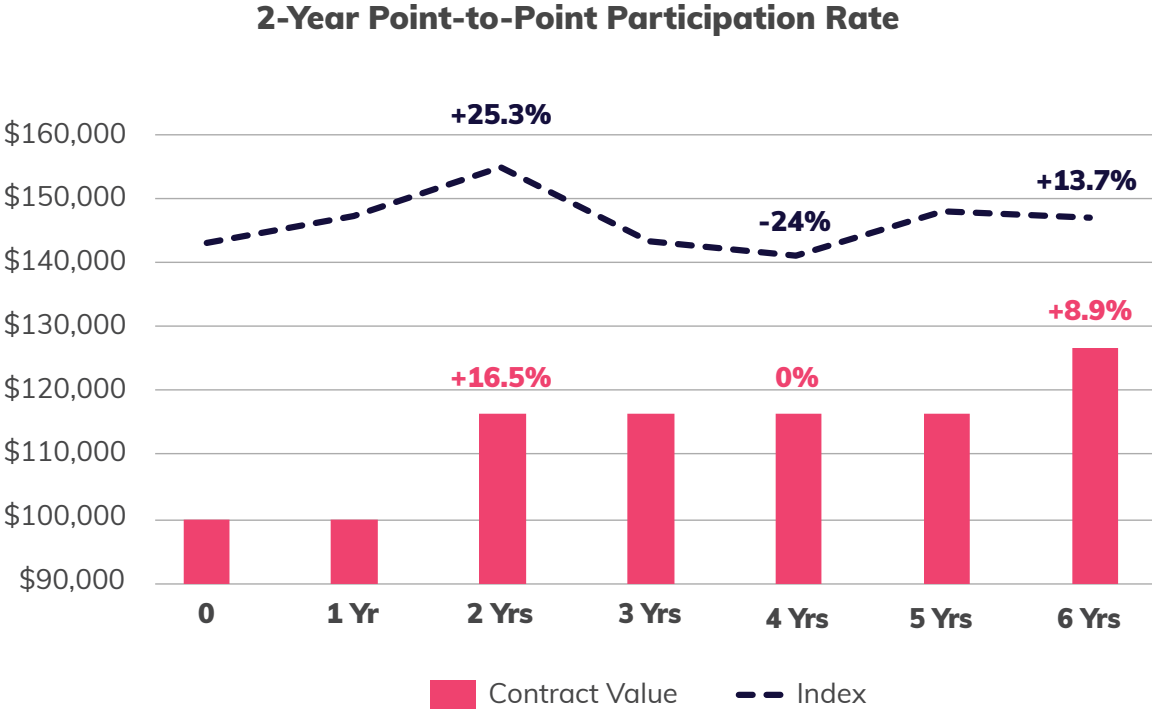
Index growth, if any, is calculated as the change in the index value from the beginning of the crediting period to the end of the crediting period.

Clients earn interest every two years equal to the positive index growth times the participation rate. Participation rates for this strategy are declared at the beginning of a crediting period and are guaranteed for that entire year.

Hypothetical Example

Allocation Amount: **\$100,000** Crediting Period: **Two Years** Hypothetical Participation Rate: **65%**

Annual changes in index and participation rates will vary, and your product's interest rate credit may not be the same as shown here. This example is for illustrative purposes only and shows how crediting by various strategies changes over a specific timeline of six years, although contract duration may vary.



What does this mean?

Your account value will grow at a rate equal to the growth of the index times the participation rate of 65%.

This strategy has a 0% floor, therefore the rate applied will never be less than 0%, protecting your premium.

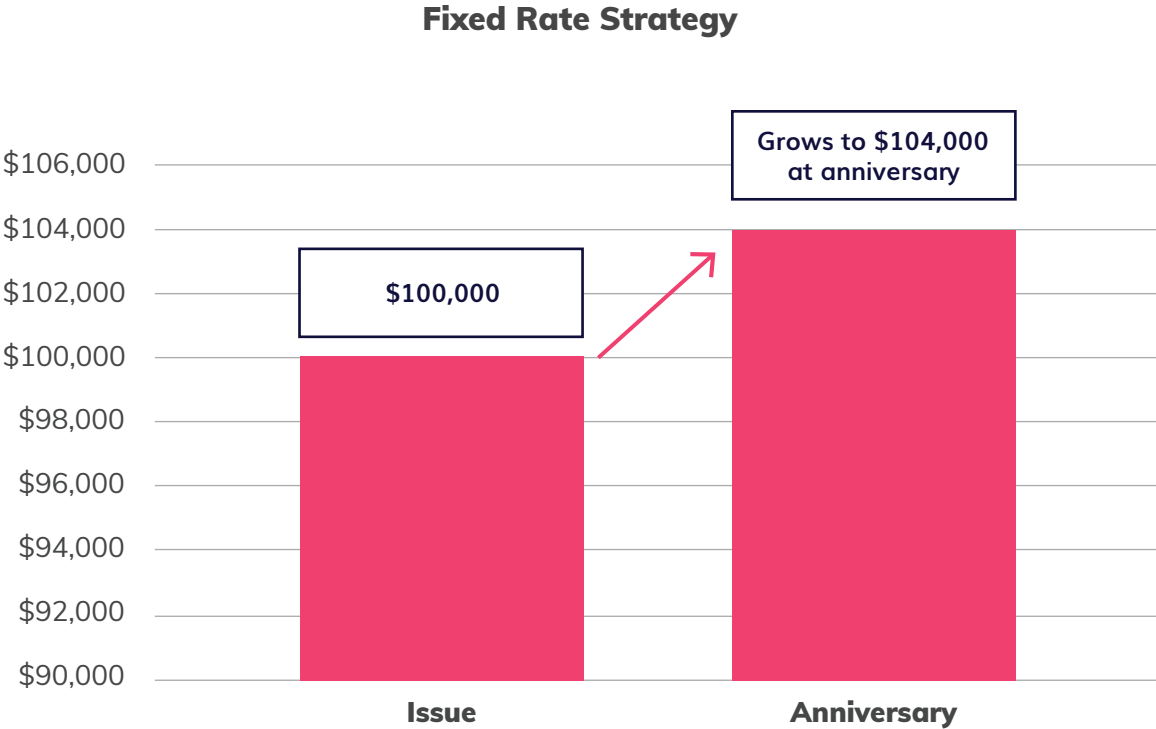
Total Gain After Six Years: \$26,835

Index Crediting Strategy: 1-Year Fixed Interest Rate

The interest rate is set at the beginning of each crediting period. That means you know the rate of return you will receive on the portion of your contract value allocated to the fixed interest strategy.

Hypothetical Example

Allocation Amount: **\$100,000** Crediting Period: **One Year** Hypothetical Fixed Rate: **4.00%**



What does this mean?

This strategy is not related to the index, therefore, no matter how the index changes, you will receive 4.00% interest on your \$100,000.

Total Gain: \$4,000

Synergy Choice™ Max

Issue Ages	18-90
Maturity Age	115
Ownership Requirements	Owner must be the annuitant, except when a trust is the owner.
Premium⁵	Minimum: \$25,000; Maximum: \$1,000,000
Surrender Charge Periods	5-Year or 10-Year
Penalty-Free Withdrawals	Up to 10% of the Contract Value may be withdrawn without any Withdrawal Charge or Market Value Adjustment (MVA) after the first contract anniversary.
Required Minimum Distributions (RMD)	RMDs from your tax-qualified IRA available after 30 days. All other withdrawals are available at the beginning of year two.
Withdrawal Charges⁶	If you request a withdrawal during the first year of your contract, or in excess of the 10% penalty-free amount after your first Contract Anniversary, or surrender your contract before the end of your current surrender charge period, you may be subject to a Withdrawal Charge and MVA. Each surrender charge period has its own withdrawal charge schedule, which decreases over time, as shown below.

Contract Year	1	2	3	4	5	6	7	8	9	10	11
5-Year Plan	9%	8%	7%	6%	5%	0%					
10-Year Plan	9%	9%	8%	7%	6%	5%	4%	3%	2%	1%	0%

Nursing Home Waiver	You can withdraw up to 100% of your annuity's Contract Value if you are confined to an eligible Nursing Home. This benefit is available if you are confined for at least 90 consecutive days any time after your first Contract Anniversary and meet eligibility requirements. No Withdrawal Charge or MVA will be applied if you qualify for this benefit. To receive the Nursing Home Waiver, you cannot be confined on the Contract Effective Date.
Terminal Illness Waiver	You can withdraw up to 100% of your annuity's Contract Value if you are diagnosed with a terminal illness that is expected to result in death within one year and meet eligibility requirements. No Withdrawal Charge or MVA will be applied if you qualify for this benefit. This waiver is available after your first Contract Anniversary and the initial diagnosis of terminal illness must be made after the Contract Effective Date.
Death Benefit	If you are the owner/annuitant and die before the Maturity Date, your named beneficiaries will receive the full Account Value plus prorated index credits, with no Withdrawal Charge or MVA applied, typically without the delay and expense associated with probate. Special rules apply if your spouse is co-owner.
Market Value Adjustment	Subject to the exceptions stated in the contract, an MVA will be applied if part or all of the Contract Value is withdrawn above any allowable free amount. The MVA can be positive or negative.
Plan Types	May be issued as Non-Qualified, Traditional IRA, or Roth IRA Accepts rollovers from qualified plans, 457 plans, IRAs, Simplified Employee Pension (SEP) plans, 403(b) plans, and SIMPLE IRAs

Synergy Choice™ Bonus

Issue Ages	18-80
Maturity Age	115
Ownership Requirements	Owner must be the annuitant, except when a trust is the owner.
Premium⁵	Minimum: \$25,000; Maximum: \$1,000,000
Surrender Charge Periods	10-Year
Premium Bonus	<p>Upon issue, 10% of the initial premium will be added to the annuitant's account. The bonus will then vest at 10% per year. The premium, unvested bonus, vested bonus, and interest credited is cumulatively known as the accumulated value.</p> <p>Only withdrawals in excess of the free amount will lower the unvested amount for the bonus.</p>
Penalty-Free Withdrawals	Up to 10% of the Accumulated Value may be withdrawn without any Withdrawal Charge or Market Value Adjustment (MVA) after the first contract anniversary.
Required Minimum Distributions (RMD)	RMDs from your tax-qualified IRA available after 30 days. All other withdrawals are available at the beginning of year two.
Withdrawal Charges⁶	If you request a withdrawal during the first year of your contract, or in excess of the 10% penalty-free amount after your first Contract Anniversary, or surrender your contract before the end of your current surrender charge period, you may be subject to a Withdrawal Charge and MVA. Each surrender charge period has its own withdrawal charge schedule, which decreases over time, as shown below.

Contract Year	1	2	3	4	5	6	7	8	9	10	11
10-Year Plan	9%	9%	8%	7%	6%	5%	4%	3%	2%	1%	0%

Nursing Home Waiver You can withdraw up to 100% of your annuity's Contract Value if you are confined to an eligible Nursing Home. This benefit is available if you are confined for at least 90 consecutive days any time after your first Contract Anniversary and meet eligibility requirements. No Withdrawal Charge or MVA will be applied if you qualify for this benefit. To receive the Nursing Home Waiver, you cannot be confined on the Contract Effective Date.

Terminal Illness Waiver You can withdraw up to 100% of your annuity's Contract Value if you are diagnosed with a terminal illness that is expected to result in death within one year and meet eligibility requirements. No Withdrawal Charge or MVA will be applied if you qualify for this benefit. This waiver is available after your first Contract Anniversary and the initial diagnosis of terminal illness must be made after the Contract Effective Date.

Death Benefit If you are the owner/annuitant and die before the Maturity Date, your named beneficiaries will receive the full Account Value plus a portion of any index growth from the current crediting period and any unvested premium bonus, with no Withdrawal Charge or MVA applied, typically without the delay and expense associated with probate. Special rules apply if your spouse is co-owner.

Market Value Adjustment Subject to the exceptions stated in the contract, an MVA will be applied if part or all of the Contract Value is withdrawn above any allowable free amount. The MVA can be positive or negative.

Plan Types **May be issued as Non-Qualified, Traditional IRA, or Roth IRA**
Accepts rollovers from qualified plans, 457 plans, IRAs, Simplified Employee Pension (SEP) plans, 403(b) plans, and SIMPLE IRAs

Index Disclosures

The “S&P 500®” is a product of S&P Dow Jones Indices LLC or its affiliates (“SPDJ”) and S&P Global and has been licensed for use by **Aspida Life Insurance Company (Aspida)**. Standard & Poor’s® and S&P® are registered trademarks of Standard & Poor’s Financial Services LLC (“S&P”); Dow Jones® is a registered trademark of Dow Jones Trademark Holdings LLC (“Dow Jones”); S&P Global Trademarks are trademarks of the S&P Global and these trademarks have been licensed for use by SPDJI and sublicensed for certain purposes by **Aspida**. **Aspida’s Product(s)** are not sponsored, endorsed, sold or promoted by SPDJI, Dow Jones, S&P, their respective affiliates, or S&P Global and none of such parties make any representation regarding the advisability of investing in such product(s) nor do they have any liability for any errors, omissions, or interruptions of the S&P 500®.

The Synergy Choice™ Max and Bonus are not sponsored, endorsed, sold, guaranteed, underwritten, distributed or promoted by Goldman Sachs & Co. or any of its affiliates (including Goldman Sachs Asset Management, L.P.), with the exception of any endorsement, sales, distribution or promotion of this product that may occur through its affiliates that are licensed insurance agencies (excluding such affiliates, individually and collectively, “Goldman Sachs”) or its third party data providers. Goldman Sachs and its third party data providers make no representation or warranty, express or implied, regarding the advisability of investing in annuities generally or in Fixed Indexed FIAs or the investment strategy underlying such Synergy Choice Max and Bonus particularly, the ability of the Goldman Sachs Grand Prix Index (the “Index”) to perform as intended, the merit (if any) of obtaining exposure to the Index or the suitability of purchasing or holding interests in the Synergy Choice Max and Bonus. Goldman Sachs and its third party data providers do not have any obligation to take the needs of the holders of Synergy Choice Max and Bonus into consideration in determining, composing or calculating the Index. Salt Financial Indices LLC determined and designed the methodology for the truVol® Risk Control Engine, and is the owner of the intellectual property therein (“Salt IP”), which is licensed to Goldman Sachs for use in calculating the Index. Goldman Sachs was not involved in designing or determining the methodology or other intellectual property for the truVol® Risk Control Engine. GOLDMAN SACHS AND SALT FINANCIAL DO NOT GUARANTEE THE ACCURACY AND/OR COMPLETENESS OF THE INDEX OR OF THE METHODOLOGY UNDERLYING THE INDEX, SALT IP, THE CALCULATION OF THE INDEX OR ANY DATA SUPPLIED BY IT FOR USE IN CONNECTION WITH THE SYNERGY CHOICE MAX AND BONUS. GOLDMAN SACHS AND SALT FINANCIAL HEREBY EXPRESSLY DISCLAIMS ANY AND ALL LIABILITY FOR ANY ERRORS, OMISSIONS, OR INTERRUPTIONS THEREIN OR IN THE CALCULATION THEREOF. GOLDMAN SACHS, SALT FINANCIAL LLC, AND THEIR AFFILIATES, EMPLOYEES, PARTNERS AND VENDORS EXPRESSLY DISCLAIM AND SHALL NOT BE LIABLE TO ANY PARTY FOR ANY INCIDENTAL, EXEMPLARY, COMPENSATORY, SPECIAL, PUNITIVE, INDIRECT OR CONSEQUENTIAL DAMAGE, COST, EXPENSE, LEGAL FEES OR LOSSES (INCLUDING WITHOUT LIMITATION, LOST INCOME OR LOST PROFITS AND OPPORTUNITY COSTS) EVEN IF NOTIFIED OF THE POSSIBILITY OF SUCH DAMAGES.

THIRD PARTY DATA IS USED UNDER LICENSE AS A SOURCE OF INFORMATION FOR THE INDEX. THIRD PARTY PROVIDER HAS NO OTHER CONNECTION TO GOLDMAN SACHS INDEXES AND SERVICES AND DOES NOT SPONSOR, ENDORSE, RECOMMEND OR PROMOTE ANY GOLDMAN SACHS INDEX OR SERVICES. THIRD PARTY PROVIDER HAS NO OBLIGATION OR LIABILITY IN CONNECTION WITH THE GOLDMAN SACHS INDEX AND SERVICES. THIRD PARTY PROVIDER DOES NOT GUARANTEE THE ACCURACY AND/OR THE COMPLETENESS OF ANY MARKET DATA LICENSED TO GOLDMAN SACHS AND SHALL NOT HAVE ANY LIABILITY FOR ANY ERRORS, OMISSIONS, OR INTERRUPTIONS THEREIN. THERE ARE NO THIRD-PARTY BENEFICIARIES OF ANY AGREEMENTS OR ARRANGEMENTS BETWEEN THIRD PARTY PROVIDER AND GOLDMAN SACHS.

Citi and Citi and Arc design are trademarks and service marks of Citigroup Inc. or its affiliates, are used and registered throughout the world, and are used under license for certain purposes by Aspida Life Insurance Company or its affiliates (the “Licensee”). Citigroup Global Markets Limited (“Citigroup”) has licensed the Citi Aria Index (the “Index”) to the Licensee for its sole benefit. Neither the Licensee nor the Synergy Choice Max or Bonus (the “Product”) is sponsored, endorsed, sold or promoted by Citigroup or any of its affiliates. Citigroup makes no representation or warranty, express or implied, to persons investing in the Product. Such persons should seek appropriate advice before making any investment. The Index has been designed and is compiled, calculated, maintained and sponsored by Citigroup without regard to Licensee, the Product or any investor in the Product. Citigroup is under no obligation to continue sponsoring or calculating the Index. CITIGROUP DOES NOT GUARANTEE THE ACCURACY OR PERFORMANCE OF THE INDEX, THE INDEX METHODOLOGY, THE CALCULATION OF THE INDEX OR ANY DATA SUPPLIED BY CITIGROUP FOR USE IN CONNECTION WITH THE PRODUCT AND DISCLAIMS ALL LIABILITY FOR ANY SPECIAL, INDIRECT, CONSEQUENTIAL DAMAGES EVEN IF NOTIFIED OF THE POSSIBILITY OF SUCH DAMAGES. **Please see <https://investmentstrategies.citi.com/cis/us> for additional important information about the Citi Aria Index.**



¹ Qualified accounts will not have any additional tax deferral benefit. ⁵ \$25,000 premium minimum to \$1,000,000 maximum. A premium of more than \$1,000,000 may be accepted with prior approval from Aspida. ⁶ Withdrawal charges may vary slightly by state.

Guarantees are backed by the claims-paying ability of Aspida Life Insurance Company (“Aspida”). Annuities are designed for long-term accumulation of money; surrender and withdrawal fees may apply on early withdrawals. Annuity withdrawals are subject to income tax, and withdrawals prior to age 59½ may also be subject to an IRS penalty.

This piece provides a brief summary of product features. The contract associated with the product will contain the actual terms, definitions, limitations, and exclusions that apply. Product features and availability vary by state and are solely the responsibility of Aspida. Synergy Choice™ Max-5 and -10 and Synergy Choice™ Bonus 10 contract form series ICC22C-FIA1010 and C-FIA1010. Some exclusions and exceptions apply. Please refer to the contract for the actual terms and conditions that apply.

The statements and comments offered in this communication are provided as general information and ideas. They are not intended to be, nor should they be relied on as, investment, legal, tax advice, or recommendations. Before making a decision or giving advice about any matter contained in this communication, agents or individuals should consult their own attorney, tax, or investment advisor.

Products and services are underwritten and/or provided by Aspida (Administrative Office: Durham, NC), licensed in 49 states (excluding New York) and the District of Columbia. Products and services may not be available in all states.

Not FDIC/NCUA Insured • May Lose Value • Not Bank/CU Guaranteed • Not a Deposit • Not Insured by Any Federal Government Agency

ASPIDA LIFE INSURANCE COMPANY

2327 Englert Dr. | Durham, NC 27713 | P: 1 (833) 4-ASPIDA | Aspida.com

Aspida is the trade name of Aspida Life Insurance Company and its affiliates.
Each company is solely responsible for its own financial conditions and contractual obligations.